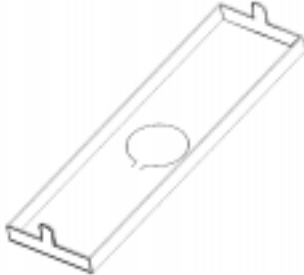
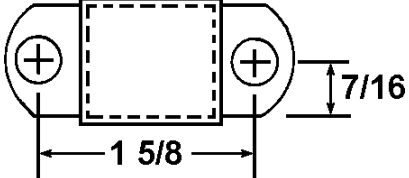
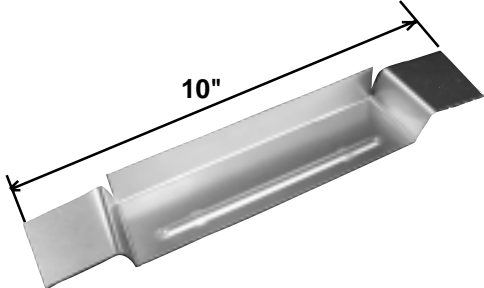
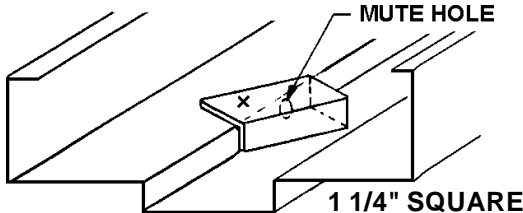



MISCELLANEOUS PARTS

Part Number	Description	
DC-TAB	<u>DUST COVER BOX</u> DUST BOX WITH TABS (24 GA EZ)	
DC-10 E	<u>DUST COVER</u> (25 GA EZ)	
DC-100 DC-100 E DC-100SS DC-75 DC-75 E	<u>DUST COVER BOX</u> 1" DEEP CRS 1" DEEP E.Z. 1" DEEP STAINLESSSTEEL 3/4" DEEP CRS 3/4" DEEP E.Z. (26 GA)	
DC-625 DC-626 DC-627	<u>SILENCER DUST COVER</u> 5/8" DEEP 3/4" DEEP 1" DEEP (26 GA)	
DC-50 DC-50 E DC-50 SS	<u>MUD BOX</u> CRS E.Z. STAINLESSSTEEL (26 GA)	
DC-4550	<u>WELD-IN DUST COVER</u> 4 1/2" HOLE PATTERN (24 GA)	